

MasterLine 8 Pivot

Door system



Reynaers
Aluminium

Together
for better

Together for better

www.reynaers.com

Unique doors for your home

The **MasterLine 8 Pivot Door** is a unique solution for your home. It allows you to create huge glazed structures or with panel infill. This system also offers a **Pivot XL** configuration, with structures up to 4 metres high. Pivot doors can be an interesting alternative to sliding patio doors or folding folding doors.

The structures are characterised by high thermal insulation and tightness. An anti-burglary variant is also available. **Pivot MasterLine 8 doors** are the ideal solution, to be used in an amazing way in both modern and renovated buildings.

MasterLine 8 pivot doors are also compatible with home automation. This makes it possible to open and close them using a code or finger scan.



MasterLine 8 Pivot door visual matching



Doorpull
Fin



Doorpull
Square



Doorpull
Hook



Doorpull
Circular



MasterLine 8 Pivot door system allow for individual personalisation in terms of door infill, but also in terms of the choice of colour and hardware. For standard **Pivot doors**, it is possible to fill them with a panel or glass, while in **Pivot XL** only with glass.

To ensure that **MasterLine 8 Pivot doors** meet all your expectations, including visual ones, You can choose their colour from all available RAL and in any finish: matt, satin, texture, anodised and woodgrain.

The Doorpull is most often used in front doors, where it catches the eye of visitors with its design. Our Doorpulls are available in a number of design variants, so you can easily find the one that best suits the character of your project

For **MasterLine 8 Pivot standard doors**, all door handles from our range are available, as well as the Doorpull types Square, Fin, Hook and round, externally mounted. For **MasterLine 8 Pivot XL doors**, the Hook Doorpull and cassette mounted in the reinforcement profile are available.

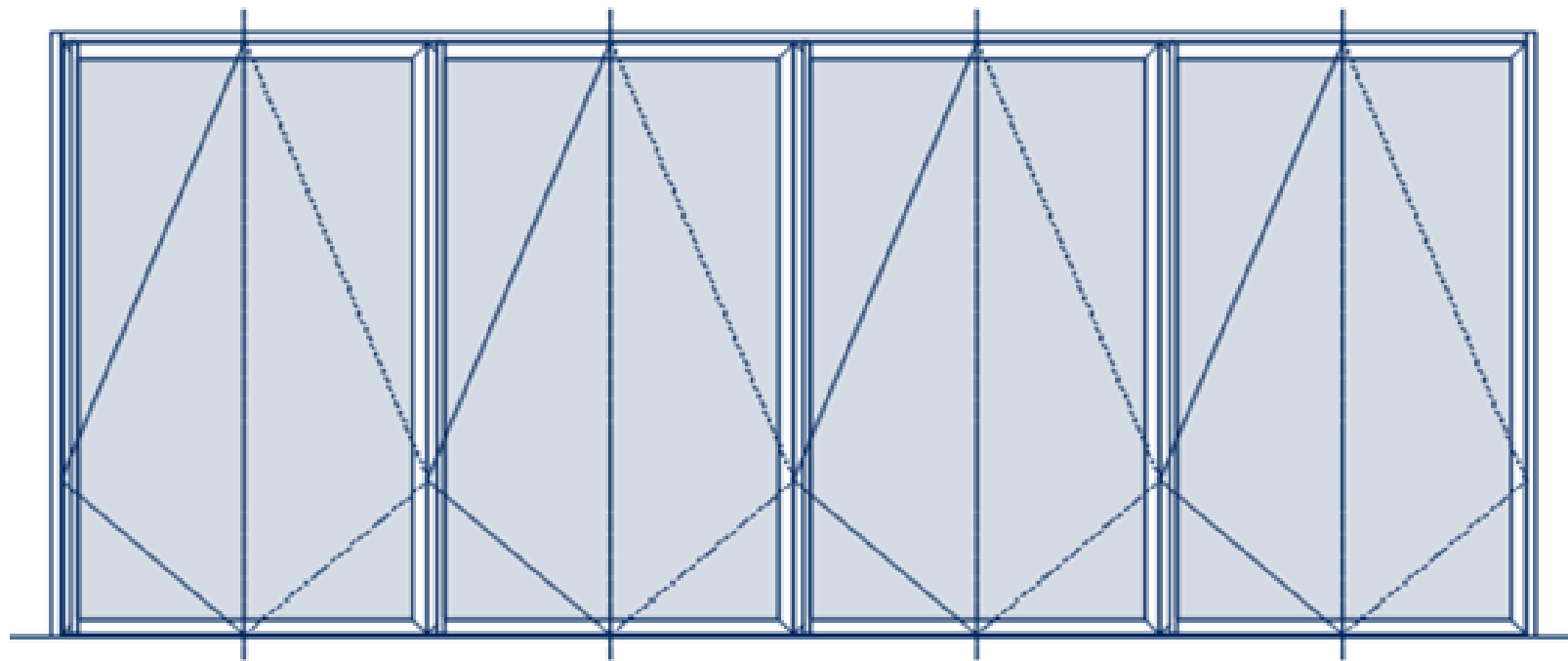
MasterLine 8 Pivot Door

Landscape

The MasterLine 8 Pivot door in the Landscape version is the ideal choice for congress centres, stadiums or private large terraces. The possibilities offered by this solution include manual opening and locking in the open position. These are just a few of the many benefits of this solution.

What the MasterLine 8 Landscape XL Pivot Door can offer?

- Unlimited number of door leaves with a maximum size of 2.5x4 m and a weight of up to 500kg
- Narrow cross-section up to 155mm
- Handle-operated ventilation openings, the first with double-synchronised locking, the others with handle-operated locks
- Locking of the espagnolette, also allowing the 90° open position to be fixed
- Minimalist handle or standard handle possible



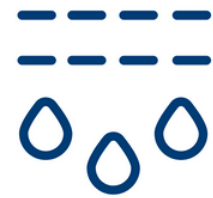
MasterLine 8 Pivot doors

Personalise to Your own needs



Low threshold

The lack of a step, which combined with a neat appearance, will give an amazing visual effect.



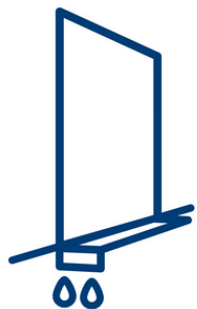
Hidden drainage

With this personalisation, You will forget about additional drainage plugs and enjoy a hassle-free solution.



Soft close

Enjoy quiet and comfortable door closure, activated 15° before fully opening and closing.



Gutter

It provides better drainage without sacrificing aesthetics or any additional obstacles.



Access control

Intelligent and interactive personalisation, allowing you to monitor and open the lock remotely from anywhere.



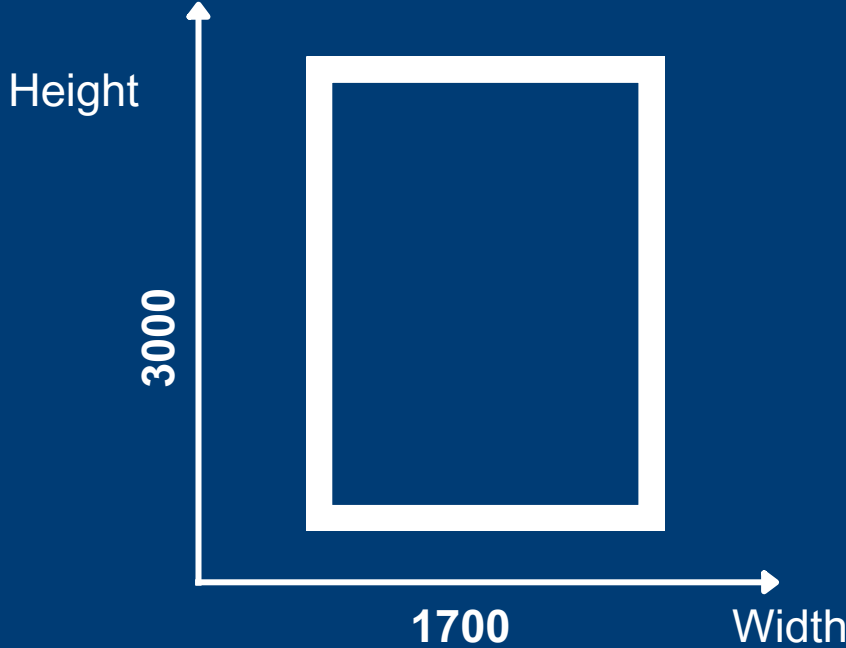
Zero threshold

Ideal personalisation for assuring full accessibility, available with a floor finish.

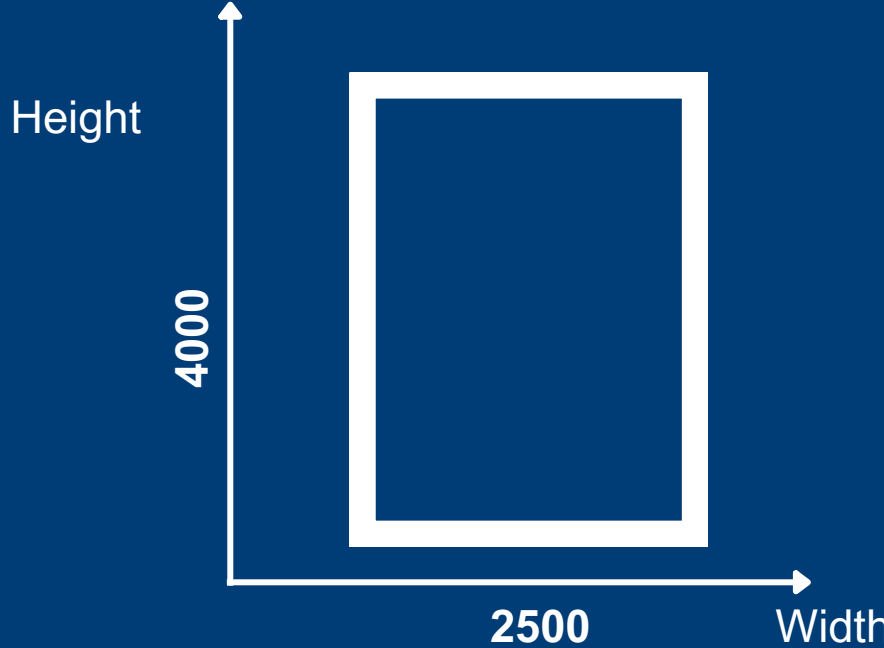
MasterLine 8 Pivot Door

Technical specification







MasterLine 8 Pivot
Max door leaf
dimensions(mm)



MasterLine 8 Pivot XL
Max door leaf
dimensions(mm)



Parameters

-  Thermal insulation
-  Resistance to cyclic opening and closing
-  Air tightness
-  Wind load resistance
-  Waterproof
-  Burglary resistance

Uf-value from 1.5 W/m ² K depending on the choice of frame/sash and glass thickness
Class 5
Up to 600 Pa (Class 4)
Up to 1200 Pa (Class C3)
Up to 150 Pa (Class 4A)
Up to RC2 Class



